




by G. Gabrielle



TRAVEL FOR FREE



How to **score FREE**
Flights, Rental Cars & Accommodations,
dramatically reduce Airfares,
Get paid to Travel &



Start a Digital Nomad BIZ

you can run from
anywhere in the World!

A SassyZenGirl Guide



Copyright & Disclaimer

Copyright ©2017 by Gundi Gabrielle/HDC Enterprises LLC

All rights reserved. No part of this publication may be reproduced, distributed, or transmitted in any form or by any means, including photocopying, recording, or other electronic or mechanical methods, without the prior written permission of the publisher, except in the case of brief quotations embodied in reviews and certain other non-commercial uses permitted by copyright law.

Travel for Free

While all attempts have been made to verify the information provided in this publication, neither the author, nor the publisher assumes any responsibility for errors, omissions, or contrary interpretations on the subject matter herein.

This book is for entertainment purposes only. The views expressed are those of the author alone, and should not be taken as expert instruction or commands. The reader is responsible for his or her own actions.

A few affiliate links are included throughout this book. All products recommended have been personally used and tested by the author. Reader or purchaser are advised to do their own research before making any purchase online.

Adherence to all applicable laws and regulations, including international, federal, state, and local governing professional licensing, business practices, advertising, and all other aspects of doing business in the US, Canada, or any other jurisdiction is the sole responsibility of the reader or purchaser.

Neither the author nor the publisher assumes any responsibility or liability whatsoever on the behalf of the purchaser or reader of these materials.

Any perceived slight of any individual or organization is purely unintentional.

SassyZenGirl.com

TABLE OF CONTENT

Introduction - 5

Part 1- FREE TRAVEL & SAVING BIG - 7

TRANSPORTATION - 8

- * Airfare
- * Travel Hacking - *FREE* flights, anyone...?
- * Rental Cars
- * Trains & Buses
- * Cruise ships
- * Awesome Trip Planning Tools

ACCOMODATION - 36

- * Free Accommodation
- * Discounts on Paid Accommodation

Part 2 - GET PAID TO TRAVEL! - 50

- #1 - Teaching English
- #2 - Work on a Cruise Ship or Private Yacht
- #3 - Jobs in the Tourism Industry
- #4 - Jobs in the Outdoors
- #5 - Volunteering & NGOs
- #6 - International Job Sites

Part 3 - START a DIGITAL NOMAD BIZ - 65

- * Running an online business from anywhere in the World.
- * 9 essential DIGITAL NOMAD TOOLS

Part 4 - AWESOME RESOURCES - 82

- * Travel Insurance
- * Jet lag & Surviving Long Distance Flights
- * Researching Local Logistics
- * 15 Awesome Travel Apps
- * Visa Help
- * Safety

Final Words - 93

Introduction

Welcome!

My name is Gundi Gabrielle and I've been a Digital Nomad for the last few years, learning a lot of great hacks and tricks along the way for saving big on travel.

I get asked all the time how I do it, so I decided to compile everything in one book - and this is the result.

I hope you will find a lot of helpful tips and ideas, and I will update this book regularly as I come across more great travel savings.

You can also find more business ideas and travel hacks on my website:

SassyZenGirl.com

In the coming chapters, we will cover the following 4 areas:

Part 1- FREE TRAVEL & SAVING BIG! - *20 awesome money saving tools for booking transportation & accommodation, incl. ways to score FREE flights, rental cars & accommodations*

Part 2 - GET PAID TO TRAVEL! - *will open your eyes to the vast possibilities of working while you travel (although, most of these won't really feel like work....;-)*

Part 3 - BECOME A DIGITAL NOMAD! - *will help you get started with a nomadic lifestyle and location independent business. You will be amazed at the many possibilities that are available.....*

Part 4 - AWESOME RESOURCES - *will cover travel insurance, jet lag, some cool travel apps, safety, tips, visas and much more - all compiled to make your travels even more enjoyable.*

Let's begin!

PART 1 - FREE Travel & Saving Big!

In this chapter, we will drastically reduce - or completely eliminate - the two main expenses every traveler faces:

Transportation & Accommodation

We begin with:

TRANSPORTATION

- 1 - [Airfare](#)
- 2 - [Travel Hacking](#)
- 3 - [- Rental Cars](#)
- 4 - [Trains & Buses](#)
- 5 - [- Cruise Ships](#)
- 6 - [- Awesome Trip Planning Tools](#)

TRANSPORTATION

10 Awesome Ways to Save on AIRFARE

Learning the art of finding cheap flights can drastically reduce your travel bill. Whether you are an occasional traveler or frequent flyer, the tools below will greatly help you reduce that cost - or eliminate it altogether on occasion.

Please be aware, that this is a fast changing industry and competition is high. Things are always changing and while all the below tools are excellent and effective, at different times some will work better than others.

It only takes 1 minute to input your flight information, so I recommend using at least 2-3 as a comparison and you will find out quickly which work best at any particular time.

A Word of Warning!

Please be aware, that whenever you enter a particular route and dates into a flight search engine like Kayak or Expedia, a "cookie" is installed in your browser (Safari, Chrome, Internet Explorer, etc.)

This means, that when you come back the next day (or next hour), the search engine will "remember" that you checked this particular itinerary before and will often raise prices to create greater urgency and get you to buy.

To protect yourself, you can either clear your cache (search for a Youtube Tutorial, if you don't know how to do that) or use Google Chrome's Incognito mode for anonymous browsing:



I also found that different country sites for Kayak and other search engines, usually offer different prices. For example, when I lived in Thailand for a few months, Google kept using the Thai Kayak version, and prices were often much lower than on the US version.

You can always set the currency to Dollars or whatever you are used to and compare. The difference can be significant and you are not limited to only using your local country sites.

Now, let's look at 10 amazing airfare tools!

We'll begin with **AIRFARE SEARCH ENGINES:**

1 - [KAYAK](#)

I always start with Kayak and usually find the best prices there. To be sure, I compare with Momondo and sometimes Skyscanner, but most of the time, Kayak is the winner. It also includes listings from Kiwi, another interesting search engine (see below).

2 - [MOMONDO](#)

Aside from the cool design, this search engine comes with great deals and also shows you which days in a 30-day period have the best prices.



3 - [KIWI](#)

Kiwi is an interesting new search engine. You can enter a departure (or destination) region on a map and Kiwi will show you the lowest prices for all the surrounding cities, either within the region or globally.



In the above example I entered Bangkok for departure and “Anywhere” for destination. Kiwi shows me flights to Sydney for \$155, Tokyo \$135, and Delhi for \$157.

I can zoom out to see a wider range and see London for \$310, Moscow for \$377 and Cape Town for \$533.



You can also enter a date range or even a whole month. And you can zoom in and out depending on how far you want to travel.

The above are all one-way prices, but you can also enter round-trip or multi-city.

As you will see in the Skyscanner paragraph, adding several one-way legs will often give you a much better overall price than RT and multi-city.

Kiwi is integrated into Kayak, so you don't have to check separately, and overall, I usually find the best prices on Kayak, but this is an interesting feature to explore if you want to travel spontaneously and see where the best prices are.

Kayak has a similar function, though it's especially nice on Kiwi.

4 - [SKYSCANNER](#)

Skyscanner isn't really a search engine, but rather shows you all available rates over the past 15 days - anywhere on the internet!

It's great for finding the cheapest routes, especially between continents, or cheapest days within each month.

You can also use Skyscanner to reverse engineer a route, meaning you put in the destination (rather than your departure airport) and see what the cheapest flight routes are.

Most importantly, you can apply an unusual strategy that can drastically reduce your overall price, while allowing for some great stop overs along the way.

This strategy is not how we usually book airfares, and might challenge your thinking a little at first, but once you get the hang of it, it is absolutely awesome and you will never think of flight booking the same way. You can check it out in this article:

[“The Amazingly Simple Strategy to Dramatically Reduce Long Distance Airfares”](#)

Skyscanner also includes a lot of budget airlines that other search engines miss - another reason to include this brilliant tool in your arsenal.

5 - [GOOGLE FLIGHTS](#)

Google Flights allows you to enter an entire region as a destination - like “Europe” for example.

Enter your departure airport and dates and *Google Flights* will show you which destination has the best prices.

From there, you can book one of the inexpensive budget airlines to your final destination, saving you big time.

You can’t book from Google Flights, but it’s a good starting point for finding the least expensive route.

Now let’s look at 5 awesome tools that can reduce prices even further. You probably never heard of them.....

6 - MISTAKE FARES

Yep.....there is such a thing as “mistake fares” and there are several websites that track them and let you know when they happen.



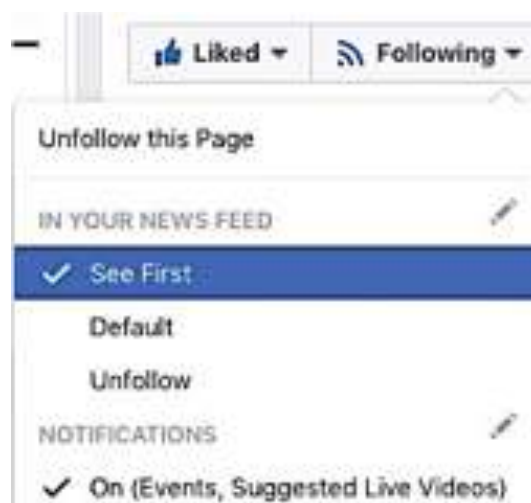
- ERROR FARE: Dubai, UAE to Manila, Philippines for only \$44 USD roundtrip

Error Fare flights from Dubai, UAE to Manila, Philippines for only \$44 USD roundtrip with Cebu Pacific.

SECRETFLYING.COM

* [Secret Flying](#) - posts many times throughout the day whenever a new mistake fare comes in, and the best way not to miss out is to follow them on Twitter @SecretFlying - or Google+, Facebook, Instagram.

For Facebook, be sure to set "See first" and "All on" for notifications as Facebook will otherwise only show you 16% of all posts for any page you follow.



* [The Flight Deal](#) posts about 10 times a day, and the best way to receive alerts is once again, to follow them on twitter - @TheFlightDeal

There is also a daily email summary, but by the time you get it, the fares may already be gone or sold out.

So far, this service is only available for flights originating in the US, but destinations are worldwide.

7 - [SKIPLAGGED](#)

"Skiplagged" employs a technique called "hidden cities" - and it's supposed to be a "hidden" technique...;-)

In fact, several of the major airlines sued the 22-year-old founder of *Skiplagged* for revealing this technique (so far without success) - though it's really nothing new.

You have probably used this technique at one time or another without knowing its name.

What does "Hidden Cities" mean?

Let's say you want to fly non-stop from Atlanta to Denver but all ticket options are really expensive. There might, however, be a better price when flying to a different destination with a lay-over in Denver.

In that case, you simply get off in Denver and don't continue the rest of the trip.

Skiplagged helps you find those "hidden city" deals and the savings can be substantial.

Two things to keep in mind:

- * don't check any luggage as that will be delivered to the final destination

- * book 2 one-way tickets, instead of 1 round trip ticket, because once you miss a leg of the journey, the entire ticket will be voided.

8 - [WIKIPEDIA](#)

Wikipedia offers an amazing way to find budget airlines that are often not listed in the big search engines, though Skyscanner usually includes them.

Simply enter the departure or destination airport of your choice and scroll down to the airlines that fly from there.

Then, visit their website and check out prices. I have found amazing deals that way, often more than 50% less than what the search engines showed me - and you don't have to google around endlessly to find them all.

Wikipedia is the only place that gives you such a complete overview and it's regularly updated.

A word of warning though: while most budget airlines are great, you can come across the occasional bad apple. If you have never heard of an airline, be sure to check out [TripAdvisor](#) for reviews.

If most of them are good and describe the airline as reliable, you are good to go. If there are a number of really bad reviews - stay away!

As an example I will mention a budget airline called "*FlyAfrica*".

I found them through *Wikipedia* when I was looking for inexpensive flights to Victoria Falls and Namibia.

FlyAfrica had amazing deals, as low as \$22 from Johannesburg to Windhoek (Namibia), so naturally I was hooked. Fortunately, I did check *TripAdvisor* first and found that *FlyAfrica* cancels most of their flights - often with very short notice - and don't even refund customers.

There were numerous reviews describing the same problem, so I decided to find out for myself with the cheapest flight available - the one from JoBurg to Windhoek. As a back-up, I also booked a *South African* flight for the same route and day.

South African Airlines, btw, is one of the best airlines I've even flown with....and I've used them many times! Generous in every regard, great movie selection and food, and super friendly staff.

As for *FlyAfrica* - sure enough, two days before the departure date, I received an email notifying me that the flight was cancelled due to "unforeseen circumstances". I was promised a refund, but all my attempts to apply for that refund were left unanswered and, of course, I never got my money back.

At \$22 it was worth the experiment, but it shows that caution is definitely in order.

That said, most budget airlines are great and reliable and definitely worth checking out.

One other thing to keep in mind:

Prices with budget airlines don't usually include luggage (even carry-on can incur a surcharge) or meals. So be sure to check all the details.

9 - FREE STOP-OVERS

Another great way to save money and see some really cool places!

A "Stop-over" is a connection between flights of more than 24 hours.

Many airlines nowadays allow passengers to stay in their hub city for several days - at no extra cost - before continuing to their final destination.

Some openly advertise these offers - like *Etihad* in Abu Dhabi or *Singapore Airlines* - and even include special stopover packages with discounted prices for hotels and activities/tours.

Here are some great examples:

+++*Emirates* - Stop-over in Dubai

Emirates offers a stop-over package that allows passengers to spend a day in its hub city of Dubai. There is a small extra charge that includes one night at a hotel, a visa and assistance to and from the airport.

+++*Singapore Airlines* - Stop-over in (you guessed it...) Singapore

Singapore Airlines also offers a stop-over package with great hotel rates and discounts. Simply use the multi-city tool on their website and the price should be the same as a regular round-trip ticket. In the rare case of a discrepancy, their friendly customer-service will help you book the lowest rate.

+++*Iceland Air* - Stop-over for up to 7 days in Reykjavik

Iceland Air has some of the cheapest fares between the US and Europe - sometimes 50% lower than other airlines.

They openly promote stop-overs of several days to see one of the most interesting countries in the Western hemisphere, as well as its picturesque capital of Reykjavik.

Definitely a cool (an inexpensive) option - and a great way to ease jet lag pains on your way to Europe.

Other airlines with attractive stop-over packages include:

+++**Thai Air** - Bangkok

+++**Air China** - Shanghai or Beijing

+++**Etihad** - Abu Dhabi (with “stay 1 night, get 2nd night free” hotel offer)



While not specifically a stop-over package, most other airlines will allow you to book a stop-over of several days at no (or minimal extra) cost, by simply using their multi-city tool.

A great example is **Turkish Air** with their fascinating hub city of Istanbul.

Other options with interesting hub cities include:

+++**British Airways** - London

+++**Air France** - Paris

+++**Cathay Pacific** - Hong Kong

+++**Qantas** - Sydney

+++**Japan Airlines** - Tokyo

+++**Hawaiian Airlines** - Honolulu

+++**Aerolinea Argentinas** - Buenos Aires

+++**KLM** - Amsterdam

+++**FinnAir** - Helsinki

and here is a [complete list of possible Stopovers by Airline worldwide](#).

Since connecting flights are considered less attractive and therefore often significantly cheaper, choosing a stop-over can actually reduce your over-all flight

expense while adding a fascinating experience to your journey.

Some airlines also offer “open-jaws”. That’s when you continue your journey from a different city than the one you landed in, or return to a different city than the one you started from:

Leg 1: New York -> London

Leg 2: Paris -> New York

OR

Leg 1: New York -> London

Leg 2: London -> Boston

The easiest way to find the best open-jaw prices is [Matrix](#):

Just like *Google Flights*, you can’t book from there, but *Matrix* points you to the best route and dates, and then you can book with the airlines directly.

10 - AROUND THE WORLD & MULTIPLE STOP TICKETS

For longer trips, RTW (= around the world) and multiple stop tickets are often the way to go. The best search engine I found for these specialty tickets is:

[AirTreks.com](#)

They have awesome customer support that will help you find the best possible deals - and... the most cost-efficient date.

Personally, I don’t use RTW tickets and once you learn the Skyscanner technique described above you probably won’t either.....

[Here is the link to the article again.](#)

[AIRFARE HACKING COURSE](#)

While all the above tools are free and will help you greatly to find cheap flights, I recently came across a course that takes things even further!

For only \$49, Award Winning travel agent Beck Power shares some amazing secrets on how she consistently books super low fares for her clients. These are just a few examples:

Berlin -> Manila - \$231
Berlin -> Dar Es Salaam (Tanzania) - \$344
Lisbon -> Sao Paolo (Brazil) - \$129
Baltimore -> Reykjavik -> Barcelona - \$256
New York -> Oslo -> Rio de Janeiro - \$380

The course also allows access to a closed Facebook group where all new finds can be shared with fellow travelers and course mates, multiplying the deals you can find even more.

If you travel a lot, [this little investment will definitely be worth it!](#)

Travel Hacking - free flights, anyone...?

What the heck is "Travel Hacking"....?

Quite simply, travel hacking is the art of using credit cards and their reward programs to score free flights, business or first class upgrades - or special deals with hotels, car rentals etc.

Travel Hacking can also refer to any other technique that gives you discounts or freebies during your travels - more on those in a later chapter.

Before I go into detail, a word of caution:

Unless you are able to pay all your credit card balances in full every month, you should not engage in travel hacking. It is easy to get blinded and spend more than you have in order to fulfill the spending requirements, getting needlessly into debt.

That is not what travel hacking is about and will only lead to bankruptcy over time. If, however, your main purpose for getting these cards is the travel benefits they offer you are good to go!

Now to the facts:

A lot of credit cards offer huge sign up bonuses in the form of reward points that can be transferred over into miles. 20,000, 30,000, yes, even 50,000 miles just for signing up for a new card.

The 2 highest rated Travel Cards are:

Chase Sapphire - for personal cards

and

Chase Ink - for business cards

Signing up for both can get you up to 100,000 miles - just like that!

You can get two free flights between Europe and the US for that mileage count!

There is a caveat, of course: you need to meet the minimum spending requirement during the first 3 months - usually between \$3000-5000.

Sounds impossible?

Well, not if you charge ALL your expenses, incl. your taxes to your card over a 3 month period.

Or schedule a large purchase like a new computer, car, TV etc within those 3 months.

You can actually time it that way.

There are several other ways to meet minimum spending requirements without overextending yourself, and I will give you some resources on that below.

The above mentioned Chase Cards are widely considered the cream of the crop and you need excellent credit to get them, but there are a number of other cards with lesser requirements and often no annual fee and/or interest for the first months. So even if your credit isn't perfect you can still get a good travel card, then work on your credit and later upgrade to the top cards.

To consistently keep your credit rating high, you need to always pay your balances in full. That way you can keep applying for good cards and special offers as they come along, increasing your mileage count all the time.

Of course, there are several other factors contributing to your credit rating, but this is one of the most important, so be sure to keep your balances low or ideally at 0 at all times.

You also won't pay interest when you pay your balances in full every month!

[CreditSesame](#) is a great, free site to check your FICO score and then apply for cards within your credit range.

You should also sign up with all mileage programs for the airlines you regularly use - and whenever you add a new airline.

An easy way to keep track of all your mileage accounts is [Award Wallet](#).

They even let you know when some of your miles are about to expire, which has saved me time and time again.

This is, of course, a very basic introduction into the very complex field of travel hacking.

For further, more in-depth training and regular updates on great deals and offers, I recommend the following two sites:

+++**MillionMileSecrets**

as featured on *CNN*, *The New York Times* and *Business Insider*

and

+++**OneMileAtATime**

famously featured in *Rolling Stone* as the man who travels around the world for free (though he would vehemently deny that....;-)

Rental Cars

Let's start with FREE since that's the title of this book:

How to get Rental Cars for FREE

I LOVE road trips and this amazing travel hack has saved me thousands of dollars already. I hope it can do the same for you!

What am I talking about?

A little known feature called: "Rental Car Relocation"

Rental car companies often need cars moved to a different location and instead of having a staff member do it, they "engage" regular travelers who either get the rental for free - often including Collision Damage Waiver and a gas allowance - at other times for a small fee, like \$1/day.

You can even get RVs/caravans that way which means, you also get FREE ACCOMMODATION!

With RVs, there is sometimes a \$5/day fee, which is still minimal compared to the regular cost and once again insurance and a gas allowance are often included.

You have a certain amount of days to get from A to B and you can purchase additional days if needed (those are more expensive, but still overall very cheap when you get everything else for free or at low cost).

One word of caution:

RVs usually require a \$1000 bond which is returned to your credit card at the end, but always double check beforehand and make sure you have enough funds available on your card.

Most countries with regular rental car companies will have this option and to find them you simply Google "Rental Car Relocation" plus your country of choice.

That's it!

I recently travelled this way all over Australia - and saved several thousand Dollars, because drop-off charges - especially between coasts - would have been super expensive - up to \$1,500 per rental!

If your pick-up and return location are the same, you can simply add 2 one-way rental car relocations - or fly back one-way.

Save on Car Rentals

If the above method can't be applied or you need longer rentals, a great place to start is:

[Expedia](#)

I usually find the best deals there, also for longer term rentals of 1-2 months - and usually with unlimited miles and insurance included.

For example, while living in Munich, I used the German Expedia site for my summer road trips in the US - usually 1-2 months in length.

I found great deals with *Dollar* from both Orlando and LAX (Los Angeles airport) of around \$400/per month, all inclusive: unlimited miles and a full insurance package.

This only applied for foreign travelers with a foreign drivers license and as a dual citizen of Germany and the US I could comply.

The same deal was available on most non-US Expedia sites.

Another great Expedia example was South Africa. I rented a car from Cape Town to Johannesburg for 2 weeks - and paid only \$250, all-inclusive!

This time, it was Europcar, again with unlimited miles and full insurance coverage. And I got a brand new Hyundai automatic with just 4,000 miles!

Expedia is always the first place I check for rental cars, and I usually also compare with the airport sites.

They often have amazing deals, especially in countries with weaker currency.

Try booking in the local currency as that is usually a better rate.

If you are blocked from using the local currency, use a [VPN client like TunnelBear](#) that hides your location and lets you browse from another country (more on that later).

If you book in a foreign currency and country, be sure to use a credit card that waives foreign transaction fees (which can be as high as 3% of your purchase!). Capital One cards usually waive foreign transaction fees as an example.

Here are **7 more ways to save on car rentals**:

#1 - [Zalyn.com](#) is a coupon aggregator site that finds the best coupon deals for you.

#2 - [NerdWallet's discount tool](#) searches over 50,000 online coupons and rewards and gives you some great options.

#3 - Google "(Rental Car Company) discount code" and be amazed at the hefty discounts you can receive!

#4 - [These credit cards](#) will give you rewards on any rental:

#5 - Use smaller, local companies. They are often cheaper - and just as good (or better) - than the large brands. Be sure to check reviews on [TripAdvisor](#) though to avoid unpleasant surprises.

I found an amazing deal recently with a local New Zealand company named [SNAP](#). Much cheaper than the competition, NO deposit and excellent customer service. I got a new Toyota Corolla and drove around New Zealand for an entire month paying about half of what the competition would have charged.

For local searches, again, use a [VPN client](#) for better prices and search results.

#6 - Always return your car with a full tank! Don't ever pre-pay for gas as rental companies heavily overcharge on gas.

#7 - Use travel credit cards for insurance. Be sure to read the fine print of what exactly is covered - primary or secondary, time limit etc.

Always double check with your bank and then be sure to decline the rental companies' insurance as you will otherwise void the credit card's coverage.

Another way to cover car insurance, is [WorldNomads Travel Insurance](#). They are one of the most reliable and cost-efficient travel insurances around and offer a package that includes rental car insurance. More on that in the final chapter....

After covering traditional car rentals, let's now have a look at a new trendy option that you might not be aware of:

P2P (peer-to-peer) Car Sharing

You probably heard of *AirBnB*: Locals renting out their homes - or rooms in their homes - to vacationers. It's become really big recently and an elaborate reference system ensures safety and proper lodgings.

The same exists for cars and I have found it to be an effective way to save money on occasion, especially for long term rentals.

Unlike *AirBnB*, P2P car sharing sites are limited to 1 country and below is a list of those currently available.

As for insurance - it varies between countries and renters, but on most sites insurance and road assistance are included with the rental, which is another money-saver.

Payment is done safely through the site, very much like *AirBnB*, and the review system gives you a good idea on owner and car. Pick-up is negotiable, but often the owners will meet you at the airport, if that's what you need. Or - you can even rent a car in your neighborhood for a few hours.

Definitely something worth trying - **also for your own car:**

Some of the companies below will offer you free airport parking and find pre-screened renters while you are traveling, so your car earns you money while you are away.

Here is a list of all services available, sorted by country:

AMERICAS

USA

[Turo.com](#) (formerly Relay Rides)

[GetAround.com](#)

[FlightCar.com](#)

Rent a car near you:

[CarHopper.co](#)

[JustShareIt.com](#)

MARTINIQUE (Caribbean)

Carfully.fr

BRAZIL

Fleety.com.br

ASIA & OCEANIA

AUSTRALIA

DriveMyCar.com.au

[Car Next Door.com.au](http://CarNextDoor.com.au)

NEW ZEALAND

YourDrive.co.nz

SINGAPORE

iCarsClub.com

HONG KONG

CarShare.hk

EUROPE

FRANCE

Drivy.com

KooliCar.com

OuiCar.fr

GERMANY

Tamyca.de

Autonetzer.de

Mitfahren.de (= Ride Share)

AUSTRIA

Carsharing247.com

SPAIN

SocialCar.com

UK

DriveJoy.co.uk

NETHERLANDS

SnappCar.nl

DENMARK

[GoMore.dk](#)

BELGIUM

[CarAmigo.be](#)

TURKEY

[Garajyeri.com](#)

RUSSIA

[Darenta.ru](#)

ESTONIA

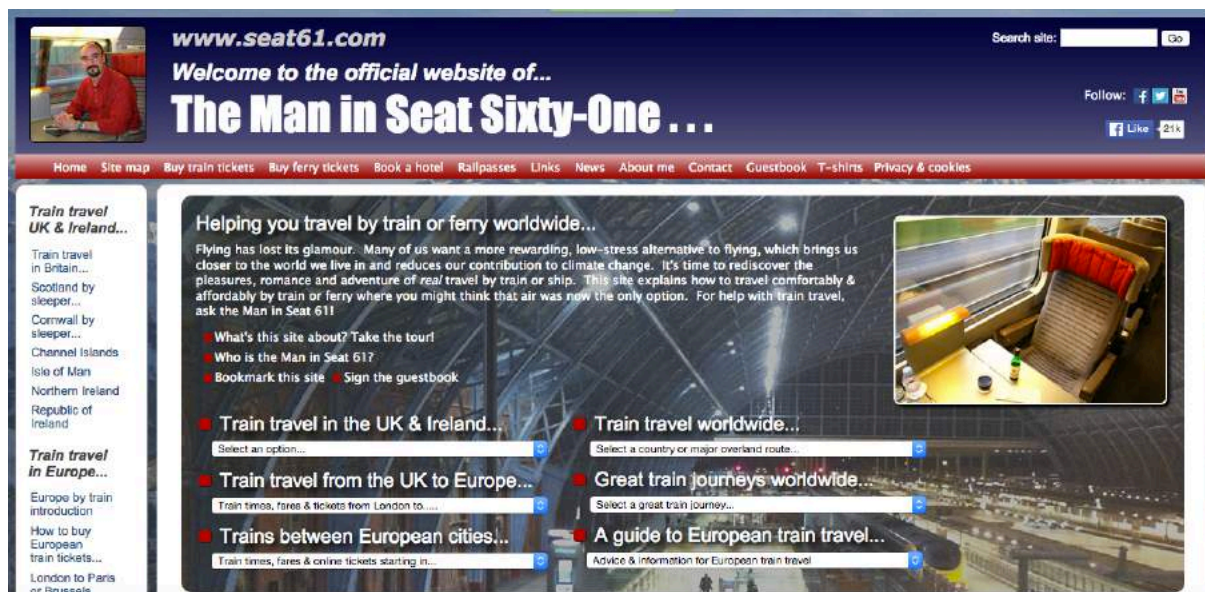
[AutoLevi.ee](#)

Trains & Busses

TRAINS can be a pleasant way of transportation, esp. for long distances, allowing you to enjoy the countryside, get some much-needed sleep, or just relax and enjoy the ride.

There is no better Guide for train travel anywhere in the world - and I mean anywhere! - than "[The Man in Seat 61](http://www.seat61.com)".

Whatever country or city you are travelling to, you will find the most comprehensive information on routes, times, prices, and train conditions - it's an absolutely amazing site!!



Long distance BUSES can be another pleasant way to travel. To find the best options either google for information or consult *TripAdvisor*.

In the US, I have tried [MegaBus](http://www.megabus.com) (also Europe and Canada) & [BoltBus](http://www.boltbus.com) and can recommend them both. Very comfortable, clean, often with wifi - and with rates

starting at \$1 - yes, that's right... 1 US Dollar - you can't really travel cheaper than that.

Interestingly, I found that while I can never sleep on a plane, overnight trips on a bus very easily "rock" me to sleep, saving another night on accommodation...

Thailand is a great country for bus travel. Often for as little as \$10, you can get around the entire country, in modern, air conditioned buses, that run several times a day.

You can also buy combo ferry/bus tickets to the many beautiful islands for a minimal price. Another reason why Thailand is so popular among Digital Nomads.

SHUTTLE BUSES - can be another comfortable and inexpensive way to get around (use Google or *TripAdvisor* to find the best in each country).

In Southern Africa I found several minibus companies that drive between major cities or National Parks at reasonable rates.

If you are new to left-side traffic, or too tired from an over-seas flight to drive yourself, this can be a great alternative.

I used shuttle buses recently between *Kruger National Park* and JoBurg's Tambo Airport, and also in Namibia between Windhoek and Swakopmund, and it was a pleasant experience both times!

And.....don't forget [**UBER!**](#)

You can find drivers in almost every country these days - usually, at the fraction of a regular taxi fare.

It's good to set up an account before you leave and download the app to your smartphone.

No need for reservations. Once you need a ride, simply open the app which will know your GPS location and enter your destination. [**Get your first ride free here**](#)

GrabCar is a well known option for Asia.

Cruise Ships

I have to admit, I have never done a cruise, but many of my friends have and everyone is raving about it. Even the ones that are usually not into mass travel.

There seems to be something awesome about cruising, and I will try it one of these days.

What may surprise you is that a cruise can actually be cheaper than an international flight sometimes. Especially, between the US and Europe you can often find deals for half the cost of a trans-atlantic flight, plus your accommodation (and often food) are covered.

In the next chapter "Get paid to Travel!", you will find advice and resources for landing jobs on cruise ships - another fun way to save on travel....;-) - but for now, let's focus on cruise travel.

A great travel hack - similar to rental car relocation - is "**Repositioning Cruises**".

That's when cruise companies reposition a cruise ship for the next season. Prices can drop as much as 70%, drinks, meals and entertainment included (though not tips, which is a major expense on cruise ships that you always need factor in).

You can find these awesome deals by googling "Repositioning Cruises" or using sites like:

[VacationsToGo](#)

Otherwise, the best resource on anything related to cruise travel is this site:

[CruiseCritic](#)

Whatever you need to know about cruises, when and how to get the best deals, reviews of individual lines and much more, this site will give you the inside scoop.

[This article](#) provides an over-all understanding of how cruise ship pricing works and how to get the best deals, with some further interesting reading material at the bottom:

These are 3 excellent discount booking sites:

[CruiseDeals](#)
[VacationsToGo](#)
[CruiseSheet](#)

While I am usually more the do-it-yourself type, cruise ships seem to be the one area where using a travel agent is the smart way to go and can save you a lot of money and headaches.

Navigating through the multitude of cruise lines, ship types, activity packages, hidden costs and so on is a complex effort to say the least. In addition, the big cruise sellers can negotiate with the cruise lines directly and tailor-make your cruise experience.

Vacations To Go and *Cruise Deals* have experienced and well-trained booking agents at your disposal if you feel overwhelmed or have questions.

CruiseSheet is a search engine. You can't book from there, but you can find some of the best rates available and then book with the cruise lines directly.

Awesome Trip Planning Tools

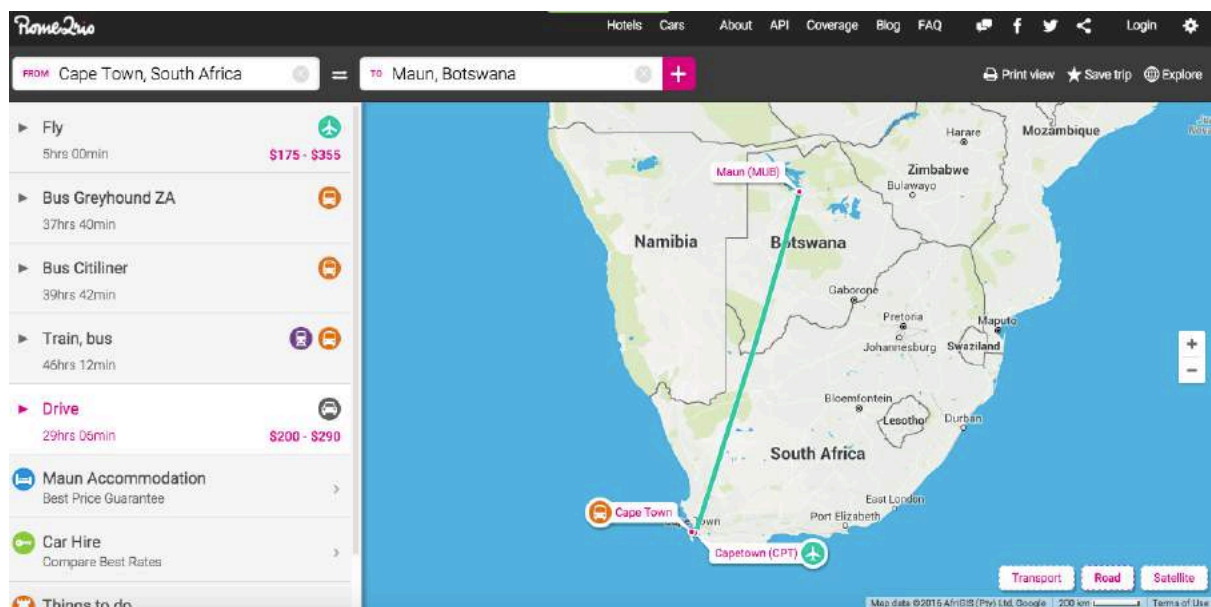
* * [Rome2Rio](#)

This amazing site will search plane, train, bus and car rental sites wherever you are in the world and plan the best itinerary for you. You can also quickly check prices, incl. estimates on gas (petrol) and hotels, as well as connections and trip duration.

And - you can book right from the site!

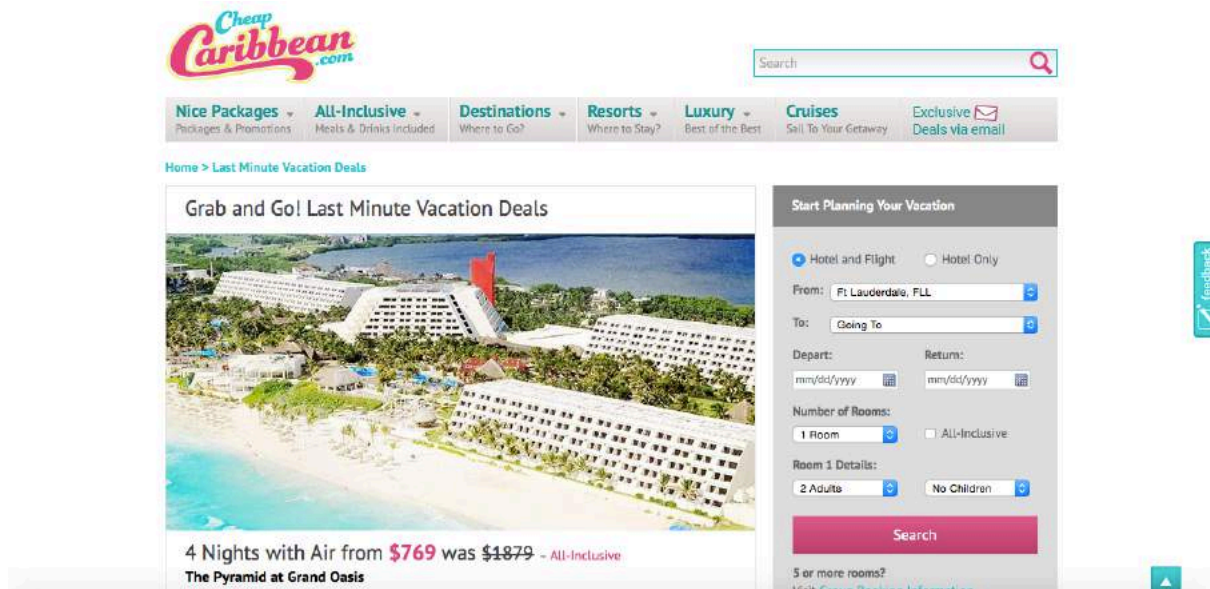
This is one of the most amazing and helpful travel apps around and I highly recommend adding it to your travel tool box.

Also available as a smartphone app.



* * [Cheap Caribbean](#)

A great site to find package deals and all-inclusive vacations, especially last-minute deals:



* [FlyOnward](#)

If you book a one-way ticket into a new country, you usually need to provide proof of onward travel out of that country - or they won't let you in. They might not even let you on the plane (esp. when departing from Australia). As a long term traveller I often don't know when I will leave and what my next destination will be - it's part of the fun really....;-)

Fortunately, I came across a great - and 100% legal solution: with FlyOnward.com

You can "rent" an onward flight for \$9. A travel agency with full cancellation rights books the flight for you and then cancels within 24 hours - *after* you safely entered into the country. A great solution!

The airline hacking course I mentioned before, also offers an onward ticket option - and it's completely free for members (unlimited tickets). One more reason to [sign up for the course](#)

* ***SeatGuru***

A *TripAdvisor* company. Travellers can leave reviews on their seat experience. Before you select your seat, simply visit *SeatGuru* and check out reviews for each available seat. Avoids unpleasant surprises like non-reclining seats and the like.

* ***Airline Route Maps***

ACCOMMODATION

In this chapter we will cover the various options for finding free accommodation - yes, there is such a thing...;-) - as well as getting discounts on paid accommodation.

Let's start with FREE:

FREE Accommodation

#1 - HOUSE SITTING

One of THE most amazing travel experiences of my life. I have stayed in luxury mansions, ranches, farms, beach condos & townhouses - and always in the company of wonderful animals!

It is one of the greatest ways to travel, especially if you want to explore an area for several weeks or even months. If you need some quiet time and solitude - as I like to between my travels - there is no better way than house sitting.

How does it work?

Home & Pet Owners who want to go on vacation list their home and pets on house sitting websites, inviting people from around the world to stay at their home for free, in exchange for watching their home and animals.

Sometimes, there is a beautiful garden to maintain, and if you are really lucky you might even get a farm or ranch sit (have done a few of those....).

Locations are all over the world and if you are experienced with animals, you can apply.

Please only consider this option if you really *are* an animal expert. Taking care of someone else's pets is a huge responsibility and usually the pets require extra care after the owners have left, because they miss them. If you are not an animal person there are other options for you below, especially 3) "Work Exchanges".

Not every housesit comes with animals though. You may occasionally find sits that mostly involve gardening and being a presence on the property, but they are more the exception.

A lot of house sitters work for free, using the free accommodation to explore a new region. Others charge a small fee or travel allowance. Use of a car is also often included.

I usually charge a fee or contribution to my travel fund depending on the location and type/number of animals involved - as well as use of a car and fast wifi.

Interestingly, I found that many owners are more comfortable with a paid arrangement, rather than going the free route.

Their pets are their children and especially during longer over-seas travel, having the peace of mind of a trust-worthy, experienced care taker for their fur babies and home is really important. A formal arrangement adds to that peace of mind.

But, it's a personal preference.

If you are new, you should definitely start free and build a resume of past assignments and contactable references.

You can always upgrade to paid later and it also depends on the particular circumstances and location.

Where to find listings?

There are a number of different house sitting sites of varying quality, some country specific. The two best and most established - with the largest inventory worldwide - are:

+++**TrustedHouseSitters** - The Big One! has more listings than any other site, even in some really exotic places like Dubai, Singapore, Bali, Thailand, Vanuatu and Botswana. - If worldwide travel is your goal, this site is a must. It is also the only site that charges owners for signing up (normally, only sitters pay), which adds an additional layer of commitment and quality.

[Use this link for a 20% discount on the annual fee.](#)

+++**HouseCarers** - the other big site - also lots of listings though not as many as Trusted House Sitters and not as wide of a range in locations. But both sites complement each other well and are really all you ever need.

On both sites, you can charge for your services if that is your choice. It is completely up for negotiation between owner and sitter. There is no requirement to work for free.

And, of course, if you are a pet owner and need someone to love your fur babies while you travel, you can also list your home there.

How to get started?

The easiest way is to sign up, complete your profile and start submitting to listings that appeal to you.

The following 3 items will be crucial for landing a housesitting gig:

Contactable References

If you are new, think of friends or acquaintances that can vouch for your pet sitting experience and overall trustworthiness. Sometimes work references can be helpful, too, though best are, of course, house & pet sitting references.

Police Check

It's all about trust. Remember, people are allowing a complete stranger into their home and leave that stranger alone with their home and animals for an extended period. A police check or criminal background check is the absolute minimum you should provide to help people trust you and give them peace of mind.

A Compelling Profile

That's where a lot of new sitters fail. Your profile is the first thing an owner sees. They usually get many replies and if yours doesn't stand out, they probably won't even read past the headline.

Include your professional background (trust), age and something interesting/unique about you - if possible, already in the headline. Think of what would appeal to you if you were looking for a sitter and worried about the whole process.

Make a list of questions and concerns you would have as an owner and then answer them one by one in your profile and also when you apply to a position.

Humor is always a winner and, of course, a great picture (or several). A video can also be a great introduction. Be creative...

My acceptance rate these days is 80-90% even with very competitive listings, and if it helps, feel free to check out my pet sitting website as an example:

LuxuryPetCompanion.com

This site has convinced many owners to hire me and apparently brings the message across quite well.

You don't need a website right away though, you can just start with a profile. But long term it's good to have one. It just looks more professional.

This little book will help you set up a website in no time. Available FREE for a limited time - grab it now:



Paid Sitting

A great resource that focuses specifically on paid sitting is: ***“The Mermaid’s Guide to House Sitting”*** - written by a Hawaiian mermaid...;-)

If you want to further increase your chances, take a *Pet First Aid* course at your local *Humane Society* or Animal Shelter. Courses in pet training are also a valuable skill set that will make an owner feel more comfortable with leaving their beloved animals in your care.

This is a wonderful online dog training course that will give you some great tips for handling more difficult dogs. Great dog psychology and very loving:

Finally...for a delightful tale of a house sitter’s life, you might enjoy this book by my friends Susie & Bill Davidson. The title alone is worth the price....;-)

We Sleep Around: (Homeless by Choice)

#2 - COUCHSURFING

Another amazing travel invention of our time!

A community of people from all around the world who love to travel and meet people from different cultures and countries.

You stay with someone local - and you might also host someone at another time - and, yes, it's free, but more importantly, you meet locals and get to know an area in a way a hotel or tourist group just couldn't provide.

I have met many new friends around the world - from all age groups. In fact, many hosts are seniors - and it was usually a nice guest room, not a couch (though that can be fun also, once in a while...;-)

You are missing the point though if you treat *Couchsurfing* as just a free ride!

It is meant to be a cultural exchange and of mutual benefit for both sides. It can do real wonders in that regard and bring people together.

In case you are worried about safety, there is an excellent reference system that gives you a good idea of who you are dealing with and if someone is trustworthy.

Obviously, use common sense, especially as a woman, and check profiles and references in detail before sending a request.

There are rare cases where single guys seem to confuse Couchsurfing with Tinder, so be careful.

But the vast majority of Couchsurfers are great people and you can make friends for a lifetime!

To get started you need to sign up at couchsurfing.com and create a profile.



Please take the time and do it thoroughly. Some of my hosts complained of having their time wasted - especially in popular tourist destinations - by “requests” from obvious freeloaders who quickly sign up and never bother to fill out their profile or even add a picture.

Needless to say, such applicants don’t get responses and it is quite disrespectful, frankly.

After all, would you invite someone into your home - a complete stranger - who doesn’t even take the time to properly introduce themselves and explain a little who they are and why they are contacting you? - probably not...

Regarding your profile - no need to write a long essay or fill out every single question, but think about what you would like to know about a new guest.

What would make you agree to host someone?

Think of interesting things you have done. Skills you excel at, amazing things you have experienced. Anything that makes your profile interesting and unique. And also shows where you can share something helpful with the host.

Once you have completed your profile, you need to get references. Without them, not too many hosts will accept you. It is one of the most important factors for both hosts and surfers when making a decision.

If you are new to *CouchSurfing* you can start with friends, acquaintances, business partners etc. - anything that shows that you are a real person and are responsible and fun to be around.

Once you have both items completed, you are ready to send out requests to prospective hosts or list yourself as “accepting guests”. In either case, it is helpful to set up email notifications when someone sends you a message. Otherwise, you might miss some good correspondence.

When you send a request, include something personal. Something that shows that you actually read the other person’s profile, are interested in meeting them - and not just looking for a place to crash.

Also, be reasonable with your time frame. Most hosts will not be comfortable with a stay for longer than 2-3 nights. Again, you are a complete stranger, so keep that in mind.

Once your request gets accepted, be reliable and show up at the agreed time and be sure to plan in some time to spend with your host.

Every situation will be different. Some hosts are very busy and won’t have much time for you - and that’s fine. Others will love to show you around, and you will have an absolute blast!

Most couchsurfers I have met are wonderful, fun and easy-going people - and that applies to all age groups!

They love to meet new people and share something with them - be it as a host or surfer. The more you contribute, the more memorable your stay will be, and not just for you....

I have couchsurfed numerous times. It is next to housesitting my favorite way of traveling - and not because it’s free, but because of the amazing people I meet, all the new things I learn and experience, and the (much) deeper understanding I get of a country or region. There is really nothing like it!

Try it sometime.....

#3 - WORK EXCHANGES

Another cool - and free - way to travel are work exchanges. You get free room and board in exchange for free labor. A lot of times, you will help out on farms and ranches, or help running a hostel or B&B. But there are many other options.

While *Couchsurfing* is more for shorter stays, work exchanges usually expect a longer period and you won't have as much time for sightseeing and touring the area. The experience can still be wonderful and memorable - and you might even learn a new skill.....

Three great sites for work exchanges are:

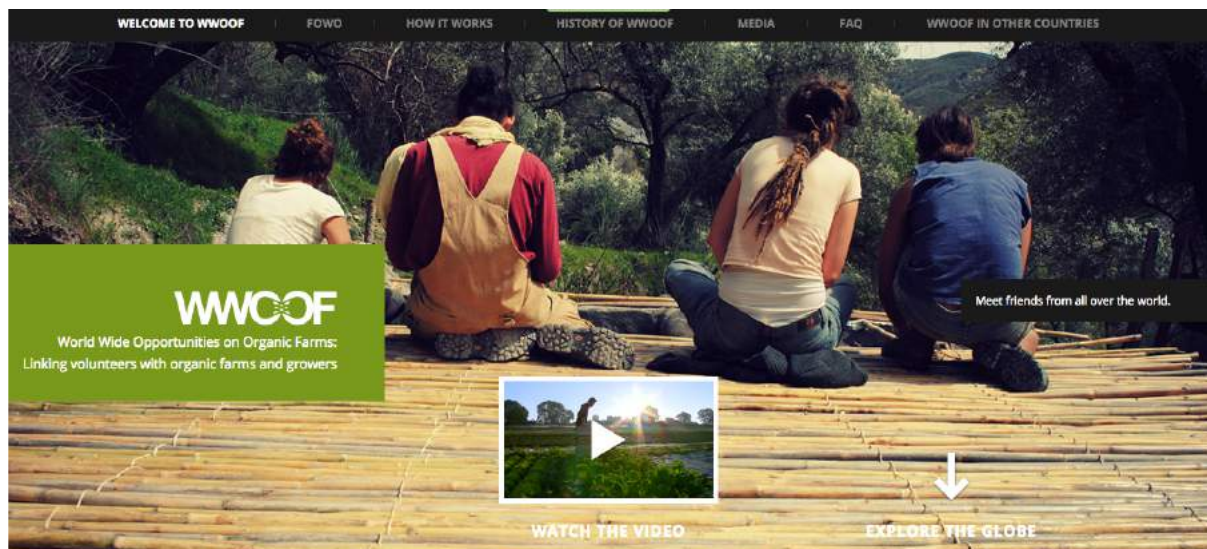
[Work Away](#)

[WWOOF](#)

[HELPX](#)

The same principles apply as with *CouchSurfing*:

Take time setting up your profile, be interesting and trustworthy, provide references and help make it a wonderful and joyful experience for both sides.



Discounts on Paid Accommodation

7 Ways to save BIG on paid accommodation

#1 - Become a TRAVEL BLOGGER

As a travel blogger you can spread the word about good services you encounter.

This can include hotels & hostels, tours, transportation and so forth. Even if you are brand new, most establishments will at least give you a discount and often better rooms and over-all treatment.

I started getting discounts from day 1 and even a free stay at [a luxury resort](#) in my 3rd week.

Sometimes, all you have to do is ask and you will often get a positive response.

Obviously, be honest and ethical. Don't lie about your subscriber numbers or make promises you can't keep.

If you get a discount or free stay, be sure to follow through with your article - or whatever else you agreed to - soon after.

Getting a discount or free stay/tour does not mean that your opinion is for sale. Building an audience is most of all about building trust, so only write what you really believe.

Be sure to check reviews on *TripAdvisor* before you committing to anything. If they are mostly positive you will probably have a good experience that you can write about.

If ever not, discuss it openly with the company in question. Let them know of your bad experience and that you cannot write a positive review under the circumstances, but once again, be honest. Don't promise something you have no intention of keeping and then make an excuse to get out of your part of the deal.

Word gets around - and you don't want that kind of reputation.

Once you build a larger audience, you will be approached by tour operators and tourism boards to participate in so-called press trips.

Those are PR trips or retreats specifically organized for bloggers and journalists. Everything is paid for and in many cases you even get paid a fee on top of your free stay. So, you literally get paid to take an awesome trip or stay at a 5-star resort!

I was recently invited to stay at [4 very unique Luxury Resorts in Bali](#), a [Luxury Train in Australia](#) and [one of the most legendary Luxury Hotels in Africa](#) (aside from many tours and other offers).

If you are good at marketing yourself and growing a large audience, travel blogging should become part of your travel blogging arsenal!

For more information on how to become a travel blogger, feel free to check out [this video and article](#).

And if you are really serious about becoming a travel blogger, [this course is a must!](#)



Also, comes with membership in a private Facebook group that includes pretty much every major travel blogger on the planet to network with. That alone is worth the price!

#2 - Rocketmiles

A truly original idea! - You book hotels at a rate comparable with other sites, but as a bonus you get up to 8000 frequent flyer miles per night.

More the upscale hotels, but if you want to splurge on occasion, this is an easy way to earn extra miles.

[Use this link to earn 1000 miles on your first booking](#)

#3 - Hotwire

Hotwire is a discount travel site that sometimes offers ridiculously low prices. They have exclusive contracts with major travel providers to help them fill airline seats, hotel rooms, and rental cars that would otherwise be unsold. A fantastic site for last minute deals and discounts.

What's unusual is that you don't know which hotel you are booking. They give you the area, *TripAdvisor* ratings, amenities and features, but not the actual hotel name. Seems like a gamble, but always worked out really well for me, often with discounts of up to 70% and very nice hotels.

Just check out these rates for 4- and 5-star Hotels in Manhattan...

The screenshot shows the Hotwire website interface with search filters and a list of hotel options. The filters include 'Sort by', 'Filter by', 'Star Rating', 'Amenities', 'Areas', and 'Recommendation'. The hotel list shows four options, each with a star rating, a 'LOVE IT' button, a price per night, a '75% recommended' or '90% recommended' badge, and a 'Favorite!' badge. The map on the right shows the New York City area with green markers indicating hotel locations.

Hotel Name	Star Rating	Price per Night	Discount	Recommended	Favorite!
boutique hotel	4.5	\$76	65% OFF	75%	
SoHo - Tribeca area boutique hotel	4.5	\$134	65% OFF	90%	
Central Park South area hotel	4.5	\$202	69% OFF		
Hoboken - North Bergen area boutique hotel	4.5	\$111	37% OFF	95%	

Central Park South for \$202 instead of \$645(!) - *Soho* for \$134 instead of \$381 - not too shabby....

Hotwire comes with an awesome smartphone app that can save you in a last minute situation!

#4 - [Agoda](#)

Superb for Asia accommodation! - Most Pro Travellers use *Agoda* exclusively for all their Asian bookings.

And speaking of Asia....this is an amazing free resource for all things South East Asia:

[TravelFish](#)

They also have some of the best apps for the region.

#5 - [AIRBnB](#)

Basically, like *CouchSurfing*, except you pay. If you prefer the comfort of a private residence to a hotel or hostel, *AirBnB* has some great deals, and is very affordable. [Click HERE to get a discount coupon to get \\$20 off your first booking.](#)

Like *CouchSurfing* and P2P Car Sharing, there is a reference system, ensuring everyone's safety and over-all good experience.

You can choose between a room in someone's home or an entire apartment/house to yourself.

Weekly and monthly rates are also available and unlike *CouchSurfing* where most hosts prefer a limit of 1-3 days, *AirBnB* allows for longer stays in most cases (depending on availability).

#6 - [GoWithOh](#)

Great apartment rental website for Europe. All listings are properly screened by their agents - unlike *AirBnb* - and rates are often excellent:



▼ Destination of the Month - **Barcelona**

 <p>Four bedroom apartment in the... This spacious and original apartment possesses...</p> <p>Fantastic, 9.1 21 Guest reviews</p> <p>from € 28€</p>	 <p>Apartment for 4 people in the... This apartment has been tastefully decorated...</p> <p>Fantastic, 9.2 23 Guest reviews</p> <p>from € 26€</p>	 <p>Beautiful apartment in Plaça... Unbeatable central location in a safe, calm and...</p> <p>Exceptional, 9.7 206 Guest reviews</p> <p>from € 29€</p>	 <p>Apartment for 5 persons with views... You could not be any closer to the Sagrada...</p> <p>from € 18€</p>
---	---	---	--

#7 BOOKING.COM

My favorite among mainstream sites, also because you don't have to pay in advance. They often have great discounts - and - offer more than just hotels:

Apartments
Resorts
Villas
B&Bs
Guesthouses

PART 2 - GET PAID TO TRAVEL!

If long term travel is your goal and finances are holding you back, you have 3 options:

- 1) Build a solid travel fund before you leave
- 2) Find work overseas/the countries of your choice
- 3) Build a location independent business

For the first option, please check out this article:

[“7 Ways to create an extra \\$500/month for your Travel Fund”](#)

The current chapter covers travel jobs. The business option will be discussed in **PART 3**.

There are numerous ways to find jobs while traveling - sometimes against free room and board, at other times against pay.

We already covered House Sitting and Work Exchanges in the **Accommodations Chapter**. Let's now focus on the other major areas that allow you to get paid to travel - you can also **[watch this video to get a quick overview](#)**.

1 - - Teaching English - (*or whatever your native language may be*)

2 - Work on a Cruise Ship or Private Yacht

3 - - Jobs in the Tourism Industry

+++Resorts

+++Tour & Adventure Guide

4 - - Jobs in the Outdoors

+++National Parks

+++Farm Work

5 - - Volunteering & NGOs

6 - “Cool Job” Listing Sites

Teaching English

Teaching English is one of the easiest and most commonly used options for finding work overseas.

Demand for native English speakers is high, especially in China, but you can find work for other languages as well.

Most programs will require you to show an ESL Certificate with a minimum of 120 hours, so it is worthwhile to invest in that.

You can complete the ESL/TESL course online in your own time - one excellent provider is:

I-to-I ESL/ TESL Course

Once you have your certificate there are two ways you can teach:

1. Online via Skype
2. Abroad at a local School

#1 - Teaching English Online

For option #1, you can either join an online language school or advertise your services on sites like:

TutorAgent

You will make a lot more money on your own, but you will also have to put in a lot more effort (and possibly advertising expenses) to attract clients.

Initially, joining an online school is a good starting point while gradually building your private tutoring business.

Online language schools hire people from all over the world on a freelance basis. Many have their own course program that you can simply follow, and they will train you in their specific method and often pay you for participating in the training.

Once you are accepted and have completed the training, you can start booking sessions online according to your schedule and time zone. Since clients come from all around the world, teachers are needed 24/7, so wherever you are in the world, there will be a slot that needs filling.

Pay can vary greatly and is usually a combination of base pay (based on your experience, background & test session), and bonuses. Regular review and pay raises are customary.

Sessions are usually 30 min - occasionally 60 min - and pay ranges typically between US\$7-15 depending on the program.

Here are a few well known online language schools. Some work with a fixed fee, others take a percentage of whatever you charge, allowing you to set your own rates:

ITalki - all languages

Skype English Classes - English & Spanish

Tutor ABC

VIP Kid

ESL Jobs Worldwide

Verbling - all languages

Kuku Speak

Myngle - Business English



Get paid to help people learn a language

More than 1.5 million students and 3000+ teachers of 100 languages.



#2 - Teaching English Abroad

Teaching English in a foreign country is an amazing way to delve more deeply into another culture, stay beyond the tourist visa minimum and make friends around the world.

It can also be an excellent source of income, allowing you to teach for several months or even a year while making enough money to continue your travels afterwards.

Pay varies greatly depending on program and country, but some programs pay exceptionally well, and include accommodation and benefits.

Here are some excellent websites for international job listings:

[ESL Cafe](#)

[Inter Exchange](#)

[Go Overseas](#)

[ESL Job Feed](#)

[Teacher Horizons](#)

[TIE Online](#)

[Serious Teachers](#) - (also French & Spanish)

Joy Jobs

Jobs on Cruise Ships and Private Yachts

Yep, that's right....;-) - you probably never thought of that one....

Working on a cruise ship or private Yacht is a great way to see the world, get paid well and meet a whole new set of interesting people.

A great site to find cruise jobs is:

[AllCruiseJobs](#)

Applying for a cruise job is a bit more complex than applying for a regular job though, plus competition is huge. If you are new, it may be difficult to break in at first.

Fortunately, there is one resource that teaches you how to do it - step by step - the absolute authority in this area - "*Wandering Earl*" - and his e-course:

[How to Work on a Cruise Ship](#)

The course covers everything from:

- Job Description & Salaries
- Cruise Line Comparison Tool
- Apply in Minutes
- Sample Resumes
- Must-Know Interview Secrets
- and much more....

For Private Yachts, a lot of the same principles apply, and here are three good sites for job listings:

[Find A Crew](#)

[Crew Network](#)

Crew Finders

Jobs in the Tourism Industry

#1 - Work at a Resort

Resorts are always looking for seasonal workers and the following two websites cover a wide range of listings:

Resort Jobs

Club Med Jobs

If you have a specific location in mind, google the local resorts and apply directly.

Another option are hostels or hotels, especially if you speak one or more languages, in addition to English.



#2 - Tour & Adventure Travel Guide

Working as a tour or adventure guide is a fun option to earn money while you travel.

If you speak another language - especially German or Spanish - you will find a particularly high demand in certain countries. No other nationality travels as much as Germans and you will often find German language tours next to the regular English tours - even for Safaris and other multi-day tours.

You can find Tour Guide jobs, either by contacting the local tourism board and tour guide associations or by contacting individual outfitters directly.

Jobs in the Outdoors

Love the outdoors?

Here are several ways to pursue your passion and get paid for it - or at least have room and board covered:

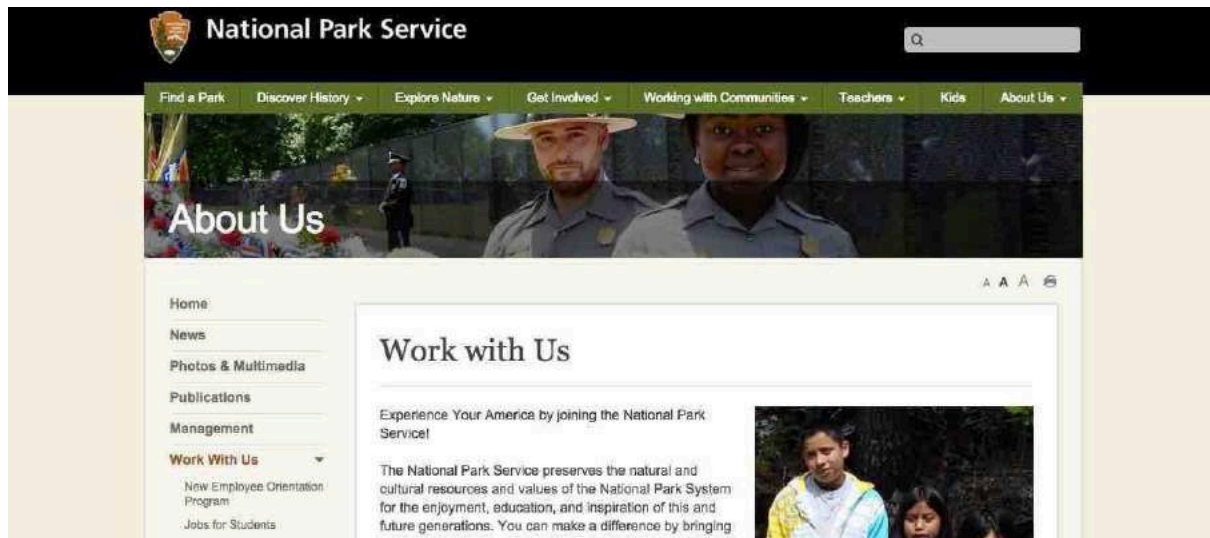
#1 - Work in a National Park

National Parks are always looking for additional staff during peak seasons. I met many summer workers during my visit to *Denali National Park* in Alaska. They had come from all parts of the US and even overseas to spend 3 months in one of the most stunning locations on earth - depending on skill level and experience either as volunteers or paid.

Everyone I met absolutely loved their jobs and quite a few were repeat visitors. If you love the outdoors and can get a job - seasonal or full-time - amidst the stunning beauty of a national park, count yourself lucky!

[Here is the listing site for US Parks](#)

For other countries, check out the website of their local National Park Association.



#2 - Work on a Farm

If working on a farm appeals to you, but you are not experienced with animals or can't find a suitable farm sit, you can either try [the work exchange options in PART I](#) or try out this amazing (paid) program:

The "Working Holiday" Visa for New Zealand and Australia.

If you are between 18 and 30, you can stay - and work (paid) - for up to a year. A great opportunity to explore these two amazing countries!

Visa information can be found here:

[New Zealand Working Holiday Visa](#)

[Australia Working Holiday Visa](#)

Job listings and all other relevant information here:

[New Zealand Job Listings](#)

[Australia Job Listings](#)

Volunteering & NGOs

If helping others is a passion of yours, participating in a volunteer program or working for an NGO might be an interesting option.

#1 - Volunteering

Would you like to help in an animal sanctuary in Africa or volunteer in an orphanage or clinic?

There are numerous volunteer opportunities all over the world and it can be the experience of a lifetime.

Obviously, you are not paid, but room and board is usually provided. In some cases, a nominal fee is charged to help support the program.

You can find a list of volunteer opportunities around the world on these two sites:

Grassroots Volunteering

Volunteers for Peace

I also frequently share good volunteer programs on SassyZenGirl.com and in my Destination Guidebooks.

One such wonderful program is [Na'ankuse](#) in Namibia, offering a variety of volunteer opportunities from tracking wild animals, to raising orphaned cubs (and baboons) or volunteering in a Bushmen clinic.

I had the good fortune of spending some time there recently and saw the amazing work they do. This is where I met a Cheetah and learned more about these incredible animals and wildlife preservation.

I also went on a bush walk with the San Bushmen (and made them laugh when I tried to pronounce their language....;-) - a truly amazing experience! - The Jolie-Pitt Foundation is also supporting this organization, incl. a school for the San Children.



#2 - Working for an NGO

Not so easy to get into, but definitely worth a try. You might start as a volunteer and procure a job offer from there.

This is an excellent site with listings and tips:

IDEALIST

#3 - Join the Peace Corps

If you are willing to commit to a 2-year contract, then this might be for you. Accommodation and living expenses are covered and you get a nice bonus at the end.

"Cool Job" Listing Sites

Can't decide yet? - Then, browse these job listing sites for more inspiration....

Alaska Summer Jobs anyone? or working on a Dude Ranch or Ski Resort?

These sites will help you find them. They also have many listings for cruise ships, resorts or tour guiding.

*

+++[Cool Works](#)

+++[Job Monkey](#)

+++[Work Away](#) - (free room and board)

PART 3 - START A DIGITAL NOMAD BIZ

Running a business from anywhere in the world

A Digital Nomad.....

Quite a hip term these days, but what does it actually mean?

I like Reddit's definition:

"Digital Nomads are individuals that leverage technology in order to work remotely and live an independent and nomadic lifestyle."

Most digital nomads run an online business as a freelancer or consultant. Some are travel bloggers or writers - or photographers. Others deal in eCommerce or ePublishing.

The one thing they all have in common is a location independent lifestyle and the use of the internet as their main way of conducting business.

Sound intriguing?

It is, actually...and as someone who has lived that way for the past few years, I can highly recommend it.

Yes, there are challenges, but the freedom you get, the adventure of exploring the world without having to rush through a quick vacation, is amazing and life-changing - and I couldn't imagine living any other way.

You might be thinking: this all sounds great, but I don't have any relevant skills and building a business takes time.

Well, it does take time - and effort and persistence. It doesn't happen overnight. But you can build it slowly while continuing your regular job or - you start working abroad as described in the prior chapter and start building your business on the side.

As for relevant skills - the sky is the limit. You don't have to be a computer wizard or business genius to find your niche. There is something for everyone and this chapter will introduce you to various options on how to get started.

Ready?

Then, here we go:

First, let's have a look at 30 different digital nomad biz options to give you a feel of how vast this field is.

You will probably find a few that you never thought of....

- *Virtual Assistant*
- *Transcriber*
- *Technical Writer*
- *Voice Over Talent*
- *Customer Support Agent*
- (yes, you can do that remotely while sipping a pina colada on the beach)
- *Expat Consultant*
- *Writer*
- *Translator*
- *Data Entry*
- *Web Researcher*
- *Online Restaurant Consultant*
- *Copywriter*
- *Life Coach*
- *ebook Publisher*
- *Stock Contributor - Photo & Video*
- *Business Mentor*
- *Remote Project Manager*
- *Travel blogger*
- *Online Language Teacher*
- *Online Tutor*

(whatever your skills are, there will be someone on the WorldWideWeb who wants to learn it...)

- eCommerce
- Affiliate Marketing
- Create Online Courses
- Pay-Per-Click Marketer
- Freelance Accountant
- Remote Booking Agent (music bands)
- Graphic Designer
- Web Designer
- Internet Marketing Consultant (SEO)
- Social Media Consultant

As you can see, I consider freelancing and consulting a “business”, not a “job” - because that’s exactly what it is! - And treating it as such will bring about a very different mind set.

A client is not an employer, but a business partner who “purchases” your services. You are your own boss. You have to market your services, take care of bookkeeping and taxes, and - you also have access to a whole range of tax write-offs that an employee would not have, including many of your travel expenses (another big money saving option....)!

You are an entrepreneur whether you sell goods, develop products - or - leverage your skills as a freelancer, consultant or coach.

And it doesn’t mean you have to do all the work yourself. Once you get a few regular clients you can outsource the majority of the work to other freelancers at a lesser rate and keep the difference. If you have a large number of fellow freelancers filling orders for you, that difference can be significant - in the thousands every month - for basically just sending out a few emails...

Once you get going, it is fun to be an entrepreneur and have that freedom and control over your life!

I ran my own music company, a large choir and orchestra that toured world wide, for a number of years and thrived on the challenges and creativity involved in building a business. Learning how to run efficient PR, negotiate contracts, create a business plan, book tours, network, fundraise and so much more...

Being a freelancer can also lead to developing products that you can sell. Online courses for example, which can be a very lucrative way of earning passive income.

Whatever your skill is, you can probably teach it and turn it into a course that keeps making money over and over again. Online courses and eBooks are a great way to diversify your income streams and are relatively easy and inexpensive to create.

This course teaches you everything you need to know about creating a course - and most of all, marketing that course to a continuous stream of residual income.

Podcasts, blogs and YouTube channels are more ways to spread your business and turn your freelancing into a brand - which in turn will attract more freelancing clients and allow you to charge higher rates.

This is a superb course for Youtube Entrepreneurship:

COURSE: "Turn Youtube into your Career"

You can apply this to any skill or genre you want to specialize in.

The above is, of course, a very simplified breakdown of the the many possibilities, but meant to broaden your vision of what is possible and how you can turn a skill - and everyone has at least one special skill! - from mere freelancing into something much bigger.

The more you start thinking that way and open your mind, the more opportunities will come your way, just when you need them. Ideas and possibilities that you may have never thought of.

It starts with one simple step - taking action! - just one little thing every day - and that's what this chapter is meant to help you with: taking that first step.

You can find more articles and business opportunities on my website:

SassyZenGirl.com/Freedom

Coming back to the above list: you can group all the examples into 2 major areas:

- FREELANCING
 - * selling a skill
 - * consulting
 - * coaching

- SELLING A PRODUCT

- * ECommerce: remote-sell through an online shop like *Shopify*
- * Product Creation: create and sell digital products like online courses, videos and eBooks
- * use Affiliate marketing and earn a commission on someone else's products

Obviously, one doesn't have to exclude the other and as mentioned before, over time you will probably mix several income streams. To get started, however, picking one is a good approach.

To market your business online, you need a platform - usually one or several of these 4:

- Blog
- Youtube Channel
- Podcast
- Kindle Author

Let's start with freelancing since that's how most digital nomads start out.

Freelancing

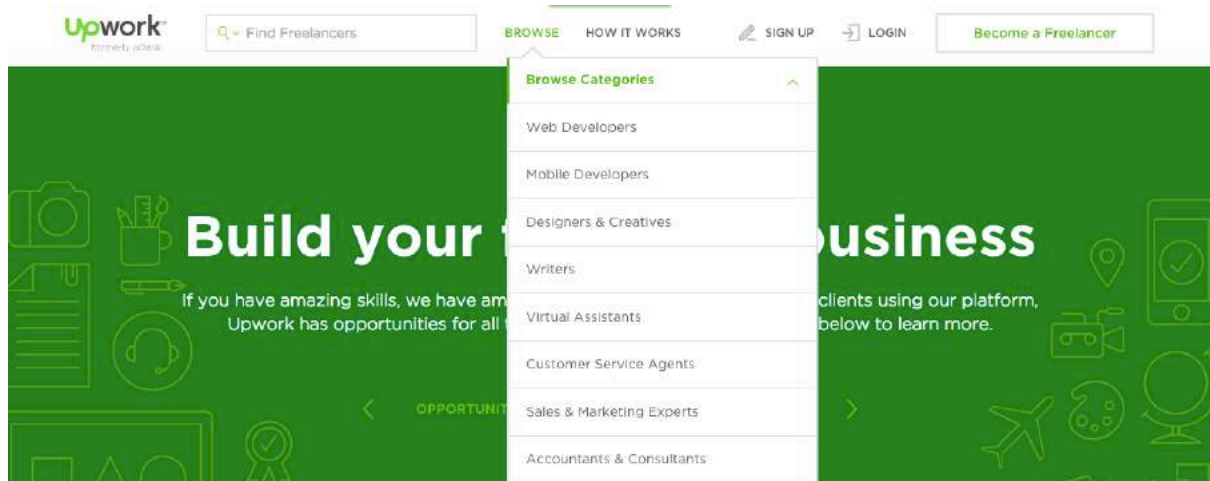
Freelancing is the easiest way to get started with a location independent business.

How to get gigs?

Initially, through one or more of the following sites:

*** Upwork**

The biggest freelancing site on the net. Formerly two separate sites - *Elance* and *oDesk* - this site lists about 80,000 jobs in a huge range of professions from entry-level to expert. You should definitely have your profile there and start bidding on jobs.



Here are several more:

*** Freelancer**

*** Guru**

*** iFreelance**

- * [Project4Hire](#)

- * [Fiverr](#)

And this is a new site that has recently created a lot of buzz (originally as “*Digital Listing*”):

- * [Digital Nomad](#) - includes a non-tech section....

For more specialized fields, check out these sites:

CREATIVE JOBS - Graphic Designers, Photographers, Writers, Developers

- * [Behance](#)

- * [Demand Media](#)

- * [Freelance Writing Gigs](#)

- * [TextBroker](#)

- * [99 Designs](#)

- * [iStockPhoto](#)

- * [Shutterstock](#)

WEB PROJECTS - Web designers, S.E.O Consultants, Web Developers

- * [PeoplePerHour](#)

- * [Toptal](#) (claim to represent the top 3% talent worldwide)

- * [GetACoder](#)

TUTORING

- * [InstaEdu](#)

- * [Tutor Agent](#)

- * [Udemy](#)

* [Skillshare](#)

see also [this list for online language teaching sites](#).



For anything not listed here - simply google “how to become_____” or “_____training” with whatever field you are interested in and there will usually be a number of good resources that can help you get started. Same with job listing sites for fields that are not covered by any of the above sites.

A great, easy way to get started as a Freelancer is becoming a Virtual Assistant. You can use many different skills, and this wonderful course will get you started in no time:

[“30 Days Or Less To Virtual Assistant Success”](#)

What else...?

If you still think: “but I don’t have any of those skills” - think again!

Most skills can be learned and it doesn’t always take a long time. Great sites to learn a new skill or improve your current ones are:

* [Udemy](#)

* [Skillshare](#)

* [Creative Live](#)

And here are 2 more options:

TRAVEL BLOGGING

Before you consider this option, [be sure to check out this video](#), so you know what to expect, how much money you can make (if any) - and most all, what skills you need to learn to be successful.

Travel Blogging is a business and unless you learn the necessary skills, you will probably get frustrated and never make much money.

[This is the Gold Standard Course for Travel Blogging](#)

LIFE COACHING

Life Coaching is a great location independent business!

You can schedule sessions from anywhere in the world via Skype and help people break through their barriers.

To become an effective Life Coach you definitely need solid training and **[Tim Brownson teaches a superb online course](#)**.

Tim not only covers the best coaching techniques from his 10 year practice, but also how to set up a successful practice and have clients beating down your door.

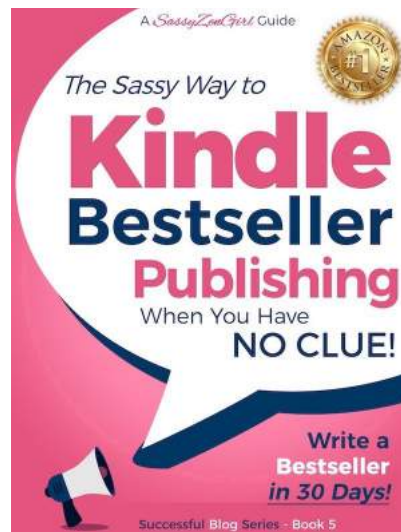
In addition, it is a good idea to google relevant forums and social media groups to connect with other freelancers in your field. They will have an abundance of information, tips and sometimes even job overflow to help you get started and grow your business.

Selling a Product

PUBLISHING

Interested in publishing ebooks and creating passive income streams?

This book will show you how to [write and publish a Bestseller in just 30 days!](#) - I've done it multiple times - and so can you.



If you think you are not a writer or need more one-on-one guidance, [this is the Gold Standard Course in the Kindle Publishing industry.](#) Even guarantees a #1 Bestseller! - Starts with a free video course and you can upgrade later.

COURSE CREATION

Another great way to generate long term passive income is online course creation.

Don't worry about the technical aspects. Platforms like Teachable make that part super easy, and [this amazing course](#) teaches you step by step how to go from zero to a full fledged course - and also, how to market it and [create those income streams!](#)

DIGITAL NOMAD ENTREPRENEUR COMMUNITY

Everything is easier when you start with the support of a larger community and **for Digital Nomads, this is one of the best.**

Includes 15 Business Courses in fields, such as: *eCommerce, Affiliate Marketing, Product Creation, Social Media Marketing, SEO Consulting, Advertising, Project Manager* and much more.

It is what got me started as a location independent entrepreneur and it can do the same for you!

If you are looking for a community to network and support each other, this is one of the best.

To start, just go to the page above and subscribe to the free email course and see how you like it. If it feels right, go with the full 15 Entrepreneur Blueprints course. It will be some of the best money you ever spent and you can make the investment back within a month.

More business models can also be found on my website:

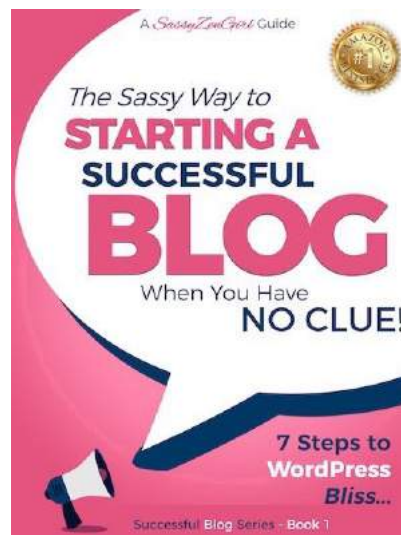
SassyZenGirl.com/Freedom

Online Business Platforms

BLOG

Whatever business you decide to run, you will need a website and you will also need to update that website with regular blog posts.

This book teaches you step-by-step how to set up a blog (or website) - *FREE for a limited time:*



This is part #1 of the “Successful Blog Series”. The other 4 books cover:

#2 - How to attract an audience for your blog, monetize your blog, find viral topics and the writing style of Blogging

#3 - SEO - How you rank in Google

#4 - Social Media Marketing: Youtube, Instagram, Pinterest, Facebook and Twitter

#5 - Kindle Publishing (another great marketing strategy for any website or blog and great for establishing you as an authority in your field)

YOUTUBE CHANNEL

A Youtube channel is another great way to create a full time income, especially as a traveler. [My social media book](#) has a massive 9,000 word chapter on Youtube and how to market and monetize your channel.

And this [fantastic course teaches you how to turn Youtube into your Career!](#)

PODCAST

Another very popular platform is podcasting. [This free guide will get you started.](#)

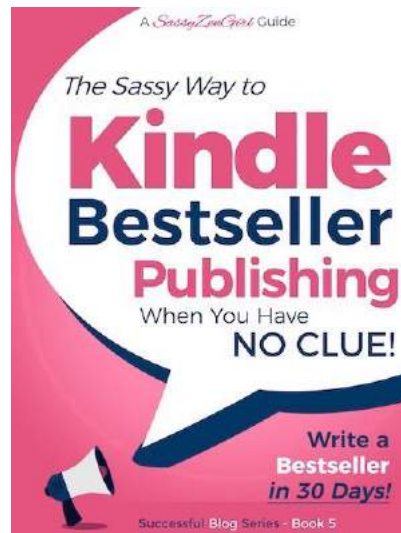
KINDLE PUBLISHING

Kindle Publishing has been both a marvelous passive income stream and an awesome influencer platform for me. After 7 #1 Bestsellers and a 5-figure income in just the first year - completely on auto-pilot - I couldn't recommend this platform more highly.

Aside from the income, you can get the following benefits:

- The **Prestige** of being a published - or even Bestselling - Author
- Instant **Authority** in your Field
- **New clients and customers on auto-pilot** who will trust you a lot more, because you have already proven yourself
- **Automatic List Building.** Email marketing is widely considered the most powerful marketing technique of all, more than Facebook and Google Ads combined. Publishing a book on Amazon can help you build your mailing list on auto-pilot - and Amazon even pays you to do it.....

[This book will teach you STEP-BY-STEP how to go from zero to published](#) - and - possibly a Bestseller!



9 Essential DIGITAL NOMAD TOOLS

This link will give you a complete list of [30 Essential Digital Nomad Tools](#).

#1 - BUSINESS WEBSITE

Whatever business you end up choosing, you will need a website, and these days you can easily build one yourself with the help of *WordPress*.

Once again, [this little book](#) can help you set it up - currently available FREE for a limited time.

Having a blog and/or website is a must for anyone running a business or becoming a freelancer. It's your virtual business card, so don't skip on that one....

#2 - RELIABLE WEB HOSTING

For web hosting I have found [InMotion](#) to be by far the best choice - both in terms of price and service - and I am not the only one:

"Best Web Hosting Company"
by PC Magazine

"Best Web Hosting for WordPress"
by HostingAdvice

"Best Web Hosting for Small Businesses"
by Reviews.com

I use them for all my sites and [this link will give you a whopping 56% discount for the first year \(only \\$3.49/month\)](#).

#3 - EMAIL SUBSCRIPTION SERVICE

Another must-have for any business owner. I use [AWeber](#), but there are various other options depending on your needs, like *MailChimp* or *ConvertKit*.

#4 - VPN PRIVACY PROTECTION

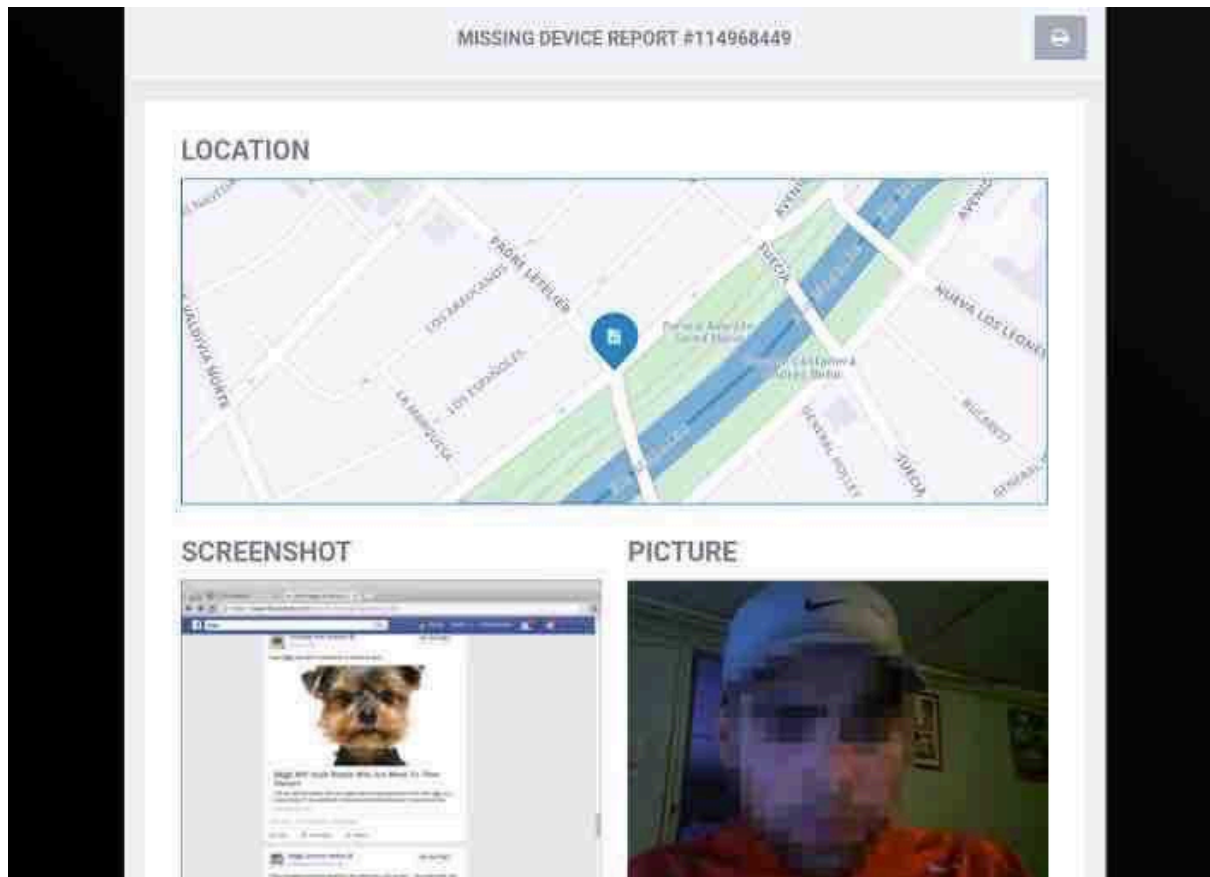
[I use TunnelBear's free VPN](#). Protects your privacy, especially when using public wifi connections. Also great for accessing social media sites in restrictive countries (like China).

Most of all you can browse remotely from another country without restrictions and hide your IP address if needed.

#5 - [PREY](#) - track & find your stolen laptop or phone

This awesome app tracks your stolen laptop or smart phone as soon as it's connected to the internet and lets you know the geo location. You can also remote lock your screen and remote wipe all your data - and see who stole your device....

How is that for peace of mind?



#6 - **MOPHIE** - amp up your battery life

This cool device is a life-saver - and not just during travels. It's a smart phone (or tablet) case with an in-built back-up battery, packing extra hours of battery power for chatting, taking pictures and surfing to your heart's content.

It's compatible with most phones and tablets and can charge up quickly through your computer's USB port.

#7 - **EXPENSIFY** - keep track of all your expenses

Awesome tool for keeping your expenses organized! - Simply scan each receipt with your smart phone and *Expensify* will automatically log them into the proper expense category.

You can even import purchase info from your credit card for IRS validated eReceipts.

In addition, the app allows you to:

- manage and access travel plans, including real-time flight updates
- track miles manually, using GPS, or odometer readings
- log and bill hours to clients
- enjoy automatic currency conversion

Pretty awesome for one simple tool!

Shoebox is another excellent tool for keeping your expenses and receipts organized.

#8 - **MARS EDIT**

Allows you to update your blog or website offline - when you can't find wifi - or are travelling on trains, buses or planes.

Once you have an internet connection again, you simply hit "publish" and everything will be live.

#9 - **TRELLO** - free Project Planning Tool

Also great for team projects.

PART 4 - AWESOME RESOURCES

1 - Travel Insurance

2 - Jet Lag & Surviving Long Distance Flights

3 - Researching Local Logistics

4 - 15 essential Travel Apps

5 - Visa Help

6 - Safety

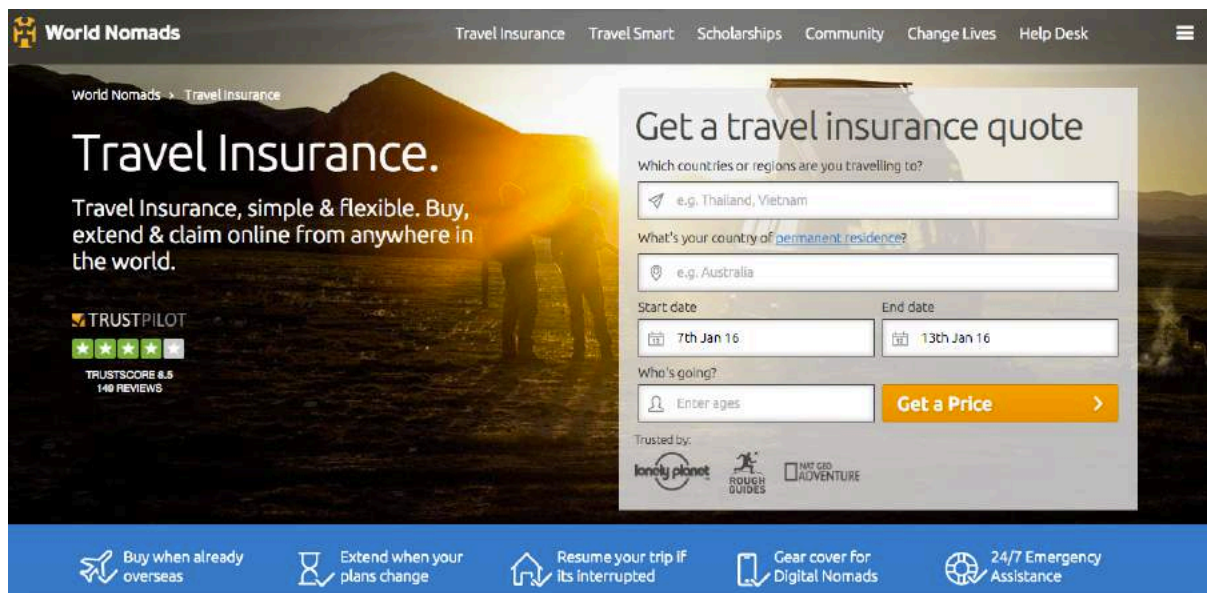
#1 - Travel Insurance

Travel insurance is another must-have for any traveller, especially for long term travellers.

It is difficult to navigate through all the different options, understand the fine print - and know which insurance will actually honor a claim.

One company has become legendary among nomads and long term travellers: **World Nomads**.

Lonely Planet and **National Geographic** recommend them and you can buy insurance even after you already started your trip and also extend from the road. If you want peace of mind regarding your insurance needs, *World Nomads* is a fantastic option.



The screenshot shows the World Nomads website interface. The header includes the logo and navigation links: Travel Insurance, Travel Smart, Scholarships, Community, Change Lives, and Help Desk. The main content area features a large banner with the text "Travel Insurance. Travel Insurance, simple & flexible. Buy, extend & claim online from anywhere in the world." Below this is a Trustpilot rating of 4.5 stars from 149 reviews. To the right is a "Get a travel insurance quote" form with the following fields:

- Which countries or regions are you travelling to? (e.g. Thailand, Vietnam)
- What's your country of permanent residence? (e.g. Australia)
- Start date: 7th Jan 16
- End date: 13th Jan 16
- Who's going? (Enter ages)

A "Get a Price" button is located below the form. Below the form, it says "Trusted by:" followed by logos for Lonely Planet, Rough Guides, and National Geographic Adventure. The footer contains five icons and their corresponding benefits: Buy when already overseas, Extend when your plans change, Resume your trip if its interrupted, Gear cover for Digital Nomads, and 24/7 Emergency Assistance.

#2 - Jet lag & Surviving Long Distance Flights

One of the necessary evils of international travel are long distance flights and the worst part about them is jet lag.

Recently, I was introduced to a new gadget called the “**Human Charger**” - and that, for the first time, really solved the problem.

The device looks like an iPod with ear phones, except that those ear phones don't transmit music, but rather UV-free, blue-enriched white light to the light-sensitive regions of the brain.



All based on scientific research and has been tested in clinical trials and the results have been absolutely amazing!

I recently used it on a transatlantic flight from New York to South Africa, and not only was I fit and ready when I arrived, I also had no trouble getting up at 4am the next morning for my first safari - and I am not an early riser!

For more info on how and why this works - and a few extra tips for surviving jet lag - [check out this article](#).

Another helpful tool is [SeatGuru](#) as described before. It lets you check reviews from other travellers of every seat on a particular plane. That way you won't have unpleasant surprises like non-reclining seats on a night flight....

Unless a flight is sold out, it's also a good idea for night flights to reserve a seat in the very back. You will probably find a free row to stretch out on and might actually get some real sleep.

And, of course, Ear Plugs! - and I mean really strong ones. Cheap, but really effective and you can still hear the flight attendant or your neighbor talk, but without harmful motor noise.

Airplane noise is brutal on the body and whatever you can do to reduce that stressor will greatly help you arrive at your destination refreshed and fit.

#3 - Researching Local Logistics

For any questions or concerns regarding logistics in a specific location, here are 3 easy ways to quickly find information:

a) Google your question

That goes for pretty much anything in life....;-) but even more so when preparing for a trip. You will usually find lots of tips from travel blogs.

b) [TripAdvisor](#)

While not always perfect, *TripAdvisor* will provide ample feedback and ideas for planning your trip as well as specific resources other travellers have used. You can also submit your own questions.

c) Expat or City/Country Groups on Facebook or CouchSurfing

“Ask the locals!” - is usually my mantra wherever I go and these two sites connect you with locals, big time! - Locals are usually the best resource and really know what they are talking about.

If you plan to CouchSurf, your prospective host will be a great source of information and can save you a lot of headaches. You can also contact local CouchSurfers with questions, even if you are not staying with them. People are usually happy to help and there are CS groups for every region on the planet.

#4 --- 15 essential TRAVEL APPS

1) - *World Mate* - all-in-one travel assistant

This amazing app collects and organizes all your bookings into one itinerary. Simply forward all confirmation emails to trips@worldmate.com and the app will do the rest.

Provides flight status and alerts, calendar syncing, navigation and shareable itinerary details as well as a cool counter-offer feature for hotel bookings and car rentals.

Also includes weather forecast, a tip calculator and currency converter

2) - *Lounge Buddy*

Whether you are travelling economy or first-class, *LoungeBuddy* provides you with a list of lounges that you can access for free (or at a one time fee) in over 500 airports worldwide. A great way to pass the time between long layovers.

3) - *Gate Guru* - your personal airport assistant

Another *TripAdvisor* App. Great for long layovers and delays. Provides maps of terminals, restaurant reviews, helpful tips - and... - average wait time at each terminal's security checkpoint.

4) - *Air Help* - handles claims for cancelled or delayed flights

If you've been on a delayed or cancelled flight or been denied boarding within the last three years you could be entitled to up to €600 from the airline. This is an amazing app that can save you endless hassle and frustration. You only pay if they succeed.

5) - **Pack Point** - *Travel packing wizard*

Provides a checklist of travel essentials, depending on the nature of your trip. Simply create a trip profile with destination, length of stay, and purpose of travel. *PackPoint* then creates a customized packing list that takes into account weather, trip purpose, and other factors.

6) - **Wifi Finder**

Wherever you are, this app helps you find the nearest wifi spot. You can search by directory or let the app scan your surroundings.

Also, comes with an offline mode, so you can download maps before you go without incurring heavy data & roaming bills later.

7) - **Speed Test**

You can check instantly whether internet speed is acceptable for your needs at hotels, coffee shop, libraries etc., before settling in.

Simply connect your smartphone to the local wifi and a few seconds later you'll have a clear analysis.

8) - **Hotwire** - *last minute hotel discounts*

see - [ACCOMMODATION](#) - can be an absolute life-saver in last-minute situations.

Another great app is **HOTEL TONIGHT**.

9) - **Uber** - *P2P Taxi*

You definitely want that app on your phone! - see - **TRANSPORTATION** for more details.

[Use this link and get your first ride for free.](#)

10) - **Google Translate**

As you might have noticed - there are quite a few countries where the majority of people don't speak English. This little app can be of great service in

those situations - ...and help break the ice when you try to pronounce a phrase in the local language and make a complete mess of it....;-)

11) - *[XE](#) - Currency Exchanger*

You should always have a currency exchanger app on your phone whenever you travel internationally. XE is one of the best.

12) - *[Open Table](#)*

Lets you browse and book restaurants with just a few taps. You earn points for dining which can be exchanged for discounts at participating restaurants or an Amazon Gift Card

13) - *[Around Me](#)*

Shows you everything around you - restaurants, malls, ATMs, movie theaters, shops etc.

14) - *[Text Free](#)*

Amazing feature that can save you a LOT of money on international plans.

Free calling, free texting and free SMS, and you get a real US phone number. Works even if the recipient doesn't have the app.

15) - *[Postagram](#)* - Send an electronic postcards from anywhere in the worl

#5 - Visa Help

For any Visa questions or applications ***Allied Passport & Visa*** are the go-to place. They are fast and efficient and can quickly resolve all visa issues, saving you a lot of time and unpleasant surprises.

Mention *SassyZenGirl* and get \$5 off your next visa application.

#6 - Safety

A big topic for travellers.....

My #1 advice: listen to the locals!

Especially in countries that you are not familiar with, find a trustworthy local and ask their advice. This can be your *CouchSurfing* or *AirBnB* host, or a hotel receptionist, a tour provider - or the above mentioned social media groups.

Always, be sure to ask someone local about what safety precautions they recommend - and then follow them!

Some of my couchsurfing hosts mentioned how this simple principle had occasionally been ignored by a guest - usually with bad consequences.

Having a wallet in your back pocket, guys.... - NOT a good idea in most countries. Unless, you WANT your money and credit cards stolen....;-)

As a New Yorker, safety consciousness is in my DNA so-to-speak — though ironically, New York - or at least Manhattan - is by far the safest city I've ever lived in.

I'm not advocating paranoia or going over-board with pre-cautions, but simply an awareness of your surroundings and keeping your belongings within reach at all times.

If you have a backpack or shoulder bag, always have 1 strap around your foot or arm. It's not uncomfortable, you barely even notice it, but it's impossible to steal it or rip it from you.

Same goes for your camera, laptop or smartphone. Those are prime targets and pick-pockets are usually highly trained professionals that you can't easily out-smart. So don't give them an opening.

I have never been robbed - not in New York, nor anywhere else. Doesn't mean it could never happen - anything is possible - but it is a lot less likely.

FEMALE TRAVELLERS & SAFETY

As a solo female traveller, I have applied the same principles and a few extra precautions.

Again, I'm not being paranoid or foregoing all the fun, but recommend using a healthy dose of common sense and once again, ask the locals!

In India, for example, Western women are often targets of harassment from Indian men who think Western women are more "open-minded". They erroneously believe being "persistent" and direct is a way to a Western women's "heart".

I have witnessed this myself and had fortunately been fore-warned and advised on how to behave: ALWAYS say you are married, ideally with several sons (grown sons if you are old enough) - and if you have pictures in your wallet, even better.

This may sound silly, but was unfortunately necessary in this particular case, and probably doesn't hurt in other male-dominated countries either.

To be clear - I love India and its great spiritual heritage. My travels there are among the greatest experiences of my life and I will definitely return in the coming year!

I also have many wonderful Indian friends who would very much agree with what I just described. I am only using India as an example since I had personal experiences there.

Just ask the locals when you come to a new country - or ideally do it before you even get there - follow their advice, use common sense, and you should be fine.

I'm adventurous and absolutely LOVE traveling by myself - but I am not reckless. There is a difference.

If you use basic common sense and some of the above principles you should have no problems - and fear should definitely never stop you from exploring this beautiful planet!

Final Words

Well..... there you have it!

I hope this book gave you some good inspiration and tools to follow your passion and travel more - or even become a full-time nomad.

Traveling is awesome! - Being location independent and running your business from anywhere in the world is an amazing way to live and comes with a freedom few ever experience.

If this is your dream you now have the tools to make it a reality.

Once again, be sure to download your FREE BOOK, for even more ideas for starting a location independent lifestyle:

[597 BUSINESS IDEAS](#)
[you can start from Home...doing what you LOVE!](#)

If you'd like to keep in touch, I post daily updates with LOTS of travel photos on my Social Media accounts, and always love interacting with fellow travellers!
- You can find me on:

[Instagram](#), [Pinterest](#), [Facebook](#) and [Twitter](#), as well as my Digital Nomad [Youtube Channel](#)

For now - Happy Travels!! - and all the very best to you!

To the Open Road!

Gundi Gabrielle
aka **[SassyZenGirl](#)**
[SassyZenGirl YouTube Channel](#)



A Small Request

If you found the information helpful, it would be wonderful if you could [Leave a Review on Amazon](#).

Reviews are a huge factor in Amazon ranking and your support is much appreciated!

Thank you!

Want to become a Test Reader?

Want to see a book launch in action and become part of my Launch Team for upcoming book releases?

Then, [please send me a message](#) and include the following information:

- Which of my books have you read so far?
- Can you commit to reading a book within 1 week and give feedback?
- Do you have an Amazon account with at least \$50 of past purchases (=are you eligible to leave reviews) - and in what country?

Anything else you like to share....

Thanks! - I look forward to [hearing from you!](#)


Gundi

More SassyZenGirl Books:

BRAND NEW “ZEN TRAVELLER” SERIES

#1 Bestseller
ZEN TRAVELLER BALI

*Explore the “real” Bali...
the quiet, magical parts
- away from the tourist crowds....*



More Zen Traveller guides following soon:
New Zealand, South Africa, Cyprus, Dubai, Namibia among others.....

**#1 BESTSELLING
SUCCESSFUL BLOG SERIES:**

BOOK #1
THE SASSY WAY TO
STARTING A SUCCESSFUL BLOG
WHEN YOU HAVE
NO CLUE!

7 Steps to WordPress Bliss...



BOOK #2
YOU STARTED YOUR BLOG -
NOW WHAT....?

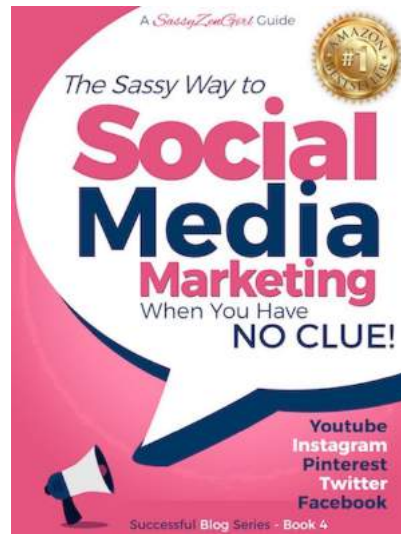
6 Steps to:
Growing an Audience,
Writing Viral Blog Posts
&
Monetizing your Blog



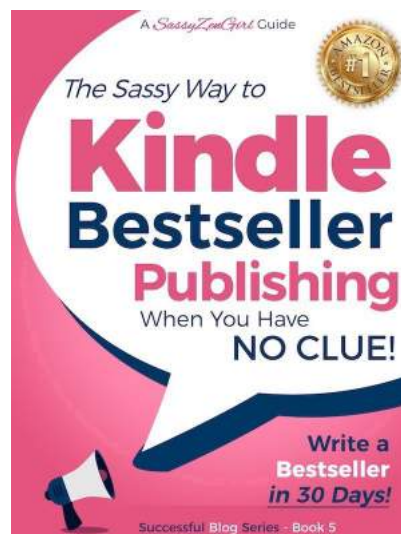
BOOK #3
SEO
THE SASSY WAY TO
RANKING #1 IN GOOGLE
WHEN YOU HAVE
NO CLUE!



BOOK #4
SOCIAL MEDIA MARKETING
CRUSH IT WITH:
YOUTUBE
INSTAGRAM
PINTEREST
TWITTER
FACEBOOK



BOOK #5
KINDLE BESTSELLER PUBLISHING
PUBLISH A BESTSELLER
IN 30 DAYS



About the Author

Gundi Gabrielle is a 7-time #1 Bestselling Author, Internet Entrepreneur and Digital Nomad.

As a former Carnegie Hall conductor and Concert Organist, she decided 3 years ago to make a bold change in her life, packed up a few belongings and drove all the way from Santa Monica, California, to Alaska. She has been traveling ever since and loves exploring this beautiful world without being tied to one place.

She has road tripped through all 50 US States and parts of Canada, lived in several European countries for a number of years and visited most of Europe, as well South America, Southern Africa, Australia, New Zealand and many countries in South East Asia and the Middle East.

She runs the [Travel Lifestyle Blog SassyZenGirl](#), writes travel and blogging books and often [house or farm sits](#) along her travels, nurturing her love for animals and solitude.

She has no plans of settling down anytime soon....



[SassyZenGirl TRAVEL BLOG](#)

[SassyZenGirl on FACEBOOK](#)

[SassyZenGirl on INSTAGRAM](#)

[SassyZenGirl on YOUTUBE](#)

[LuxuryPetCompanion HOUSE & PET SITTING](#)

[GundiGabrielle MUSIC](#)